

# DUO 6042 Wall Mirror - Specification Sheet

## Features

- 50,000 Hours LED Life
- Integrated E-Z On/Off Memory Sensor Dimmer
- Color temp selector 3000K, 4000K, 5000K
- 4324 Lumens
- CRI 90
- Integrated Defogger On/OFF
- Can be Hung Horizontally or Vertically



## Construction

- Quality polished edge mirror
- Single phase wire installation, silver backed, copper free
- Construction for surface mounting
- Includes installation hardware

## Codes/Standards Applicable

- Conforms to UL Std. 962
- Cert. to CSA Std. C22.2 No.250.0-08
- ETL Intertek 5004931

## Electrical System

- 110-130Vac, 60Hz, 91W
- Electric Current: 0.62A
- Wattage: 91W

## Model

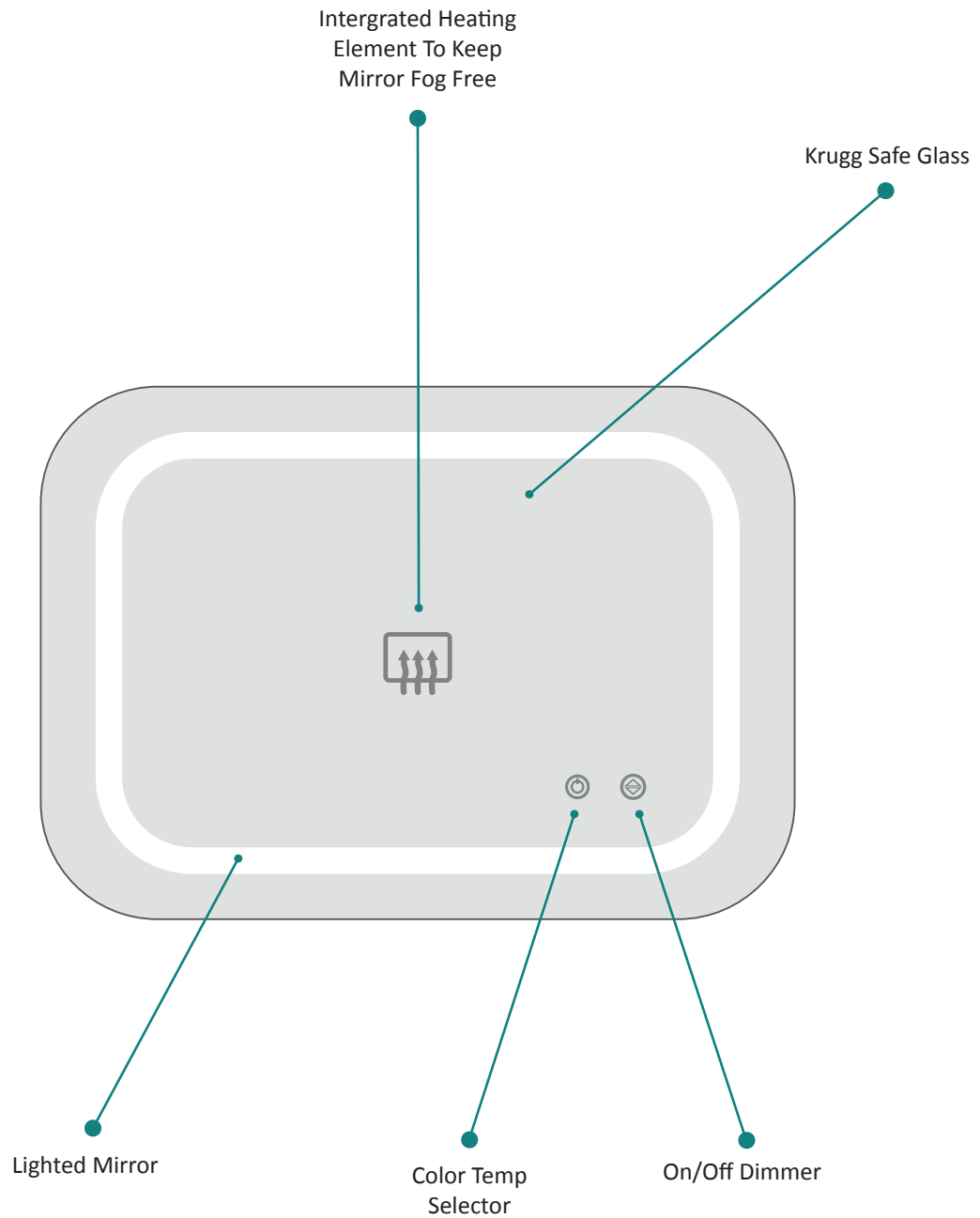
- DUO 6042

## Electrical System

### Mirror - 6042 Lighted/Electric

- Performance Requirements: Contains the required
- Supervisory Circuit with the Auto-Monitoring Function as noted by UL 1310
- Input Voltage: Min 110Vac, Nom 125Vac, Max 130Vac
- Frequency: 60Hz
- Front Receptacle Current: 110-130Vac Nominal 15A
- USB Output Current: 5VDC Nominal 4A

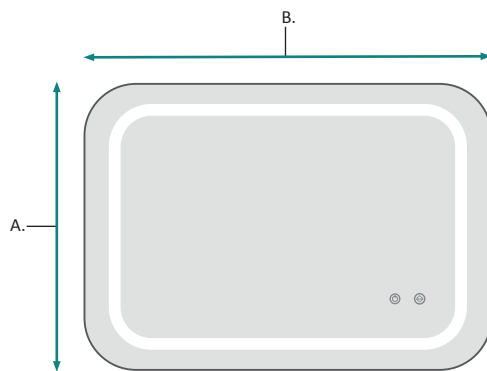
# DUO 6042 Wall Mirror - Specification Sheet



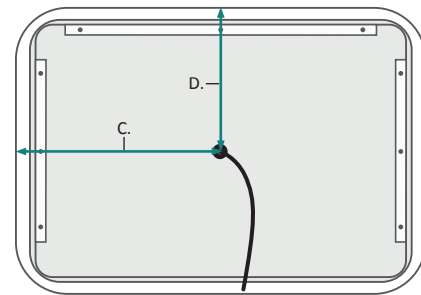
# DUO 6042 Wall Mirror - Specification Sheet

## Dimensions

- Height: 42"
- Width: 60"
- Depth: 1-1/2"



**FRONT**



**BACK**

**SIDE**



### FRONT, BACK & SIDE

MODEL	A	B	C	D	E	F
DUO6042	42	60	30	21	1-1/4	1/4