

DUO 4236 Wall Mirror - Specification Sheet

Features

- 50,000 Hours LED Life
- Integrated E-Z On/Off Memory Sensor Dimmer
- Color temp selector 3000K, 4000K, 5000K
- 3220 Lumens
- CRI 90
- Integrated Defogger On/OFF
- Can be Hung Horizontally or Vertically

Construction

- Quality polished edge mirror
- Single phase wire installation, silver backed, copper free
- Construction for surface mounting
- Includes installation hardware



Codes/Standards Applicable

- Conforms to UL Std. 962
- Cert. to CSA Std. C22.2 No.250.0-08
- ETL Intertek 5004931

Electrical System

- 110-130Vac, 60Hz, 77W
- Electric Current: 0.62A
- Wattage: 77W

Model

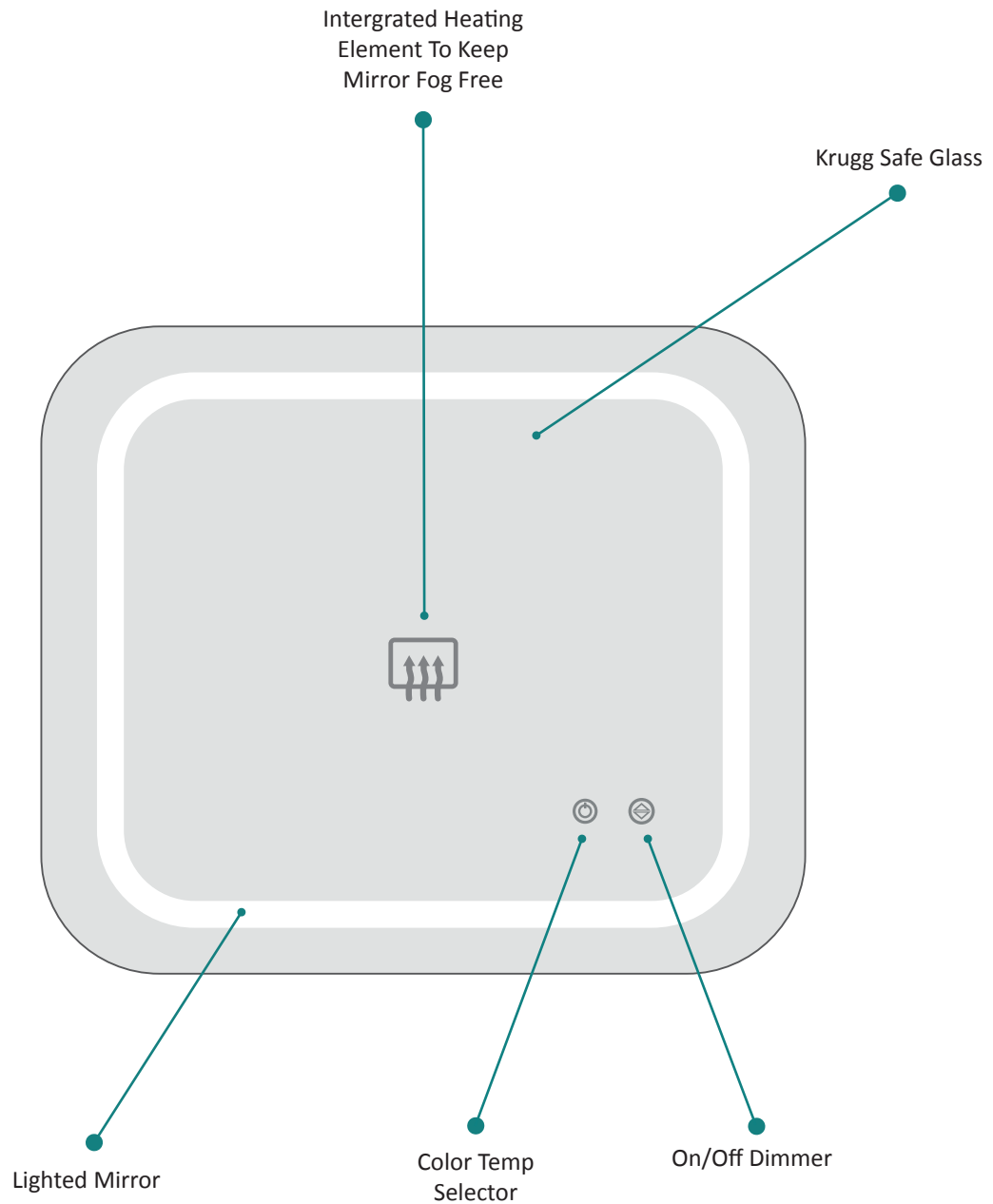
- DUO 4236

Electrical System

Mirror - 4236 Lighted/Electric

- Performance Requirements: Contains the required
- Supervisory Circuit with the Auto-Monitoring Function as noted by UL 1310
- Input Voltage: Min 110Vac, Nom 125Vac, Max 130Vac
- Frequency: 60Hz
- Front Receptacle Current: 110-130Vac Nominal 15A
- USB Output Current: 5VDC Nominal 4A

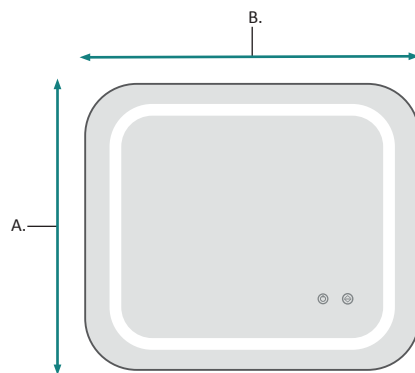
DUO 4236 Wall Mirror - Specification Sheet



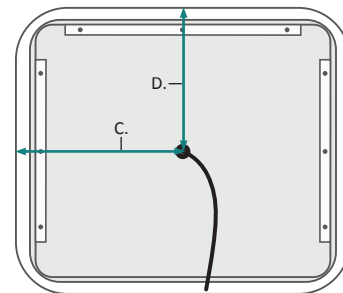
DUO 4236 Wall Mirror - Specification Sheet

Dimensions

- Height: 36"
- Width: 42"
- Depth: 1-1/2"



FRONT



BACK

SIDE



FRONT, BACK & SIDE

MODEL	A	B	C	D	E	F
DUO4236	36	42	21	18	1-1/4	1/4