

# ARGO 2442L LED Medicine Cabinet - Specification Sheet



## Features

- 50,000 Hours LED Life
- Integrated E-Z On/Off Memory Sensor Dimmer
- Color temp selector 3000K, 4000K, 5000K
- 4100 Lumens
- CRI 90
- Integrated Defogger On/OFF
- 3x Lighted Magnifying Make up Mirror

## Construction

- Quality polished edge mirror
- Single phase wire installation
- 5 MM Silver Backed Copper Free
- Installation Either Surface Mount
- Krugg Safe Glass
- Automatic Interior Lighting
- Includes installation hardware

## Codes/Standards Applicable

- Conforms to UL Std. 962
- Cert. to CSA Std. C22.2 No.250.0-08
- ETL Intertek 5004931


## Electrical System

### Cabinet 2442:

- 120Vac, 60Hz, 56W
- Electric Current: 0.47A
- Wattage: 56W

## Model

- ARGO 2442L Left Swinging Doors



## Electrical System

### Cabinet 2442 Lighted/Electric

- Performance Requirements: Contains the required
- Supervisory Circuit with the Auto-Monitoring Function as noted by UL 1310
- Input Voltage: Min 112Vac, Nom 125Vac, Max 137Vac
- Frequency:60Hz
- Front Receptacle Current: 102-132Vac Nominal 15A
- USB Output Current:5VDC Nominal 4A

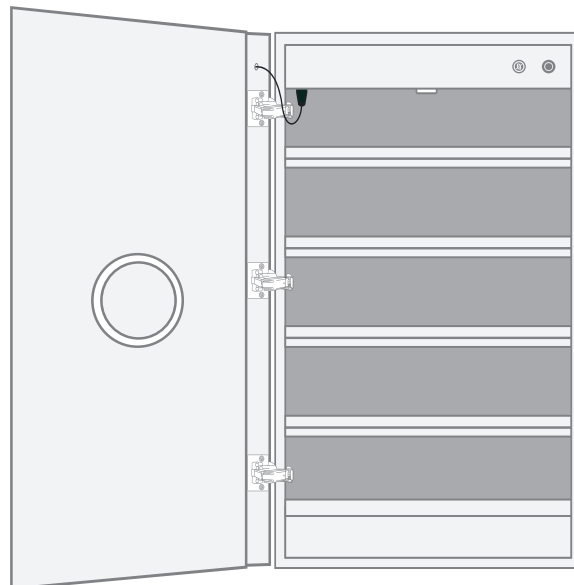

### Defogger (requirements for each cabinets):

- 12Vac, 60Hz, 18W
- Electric Current: 1.5A
- Wattage: 18W

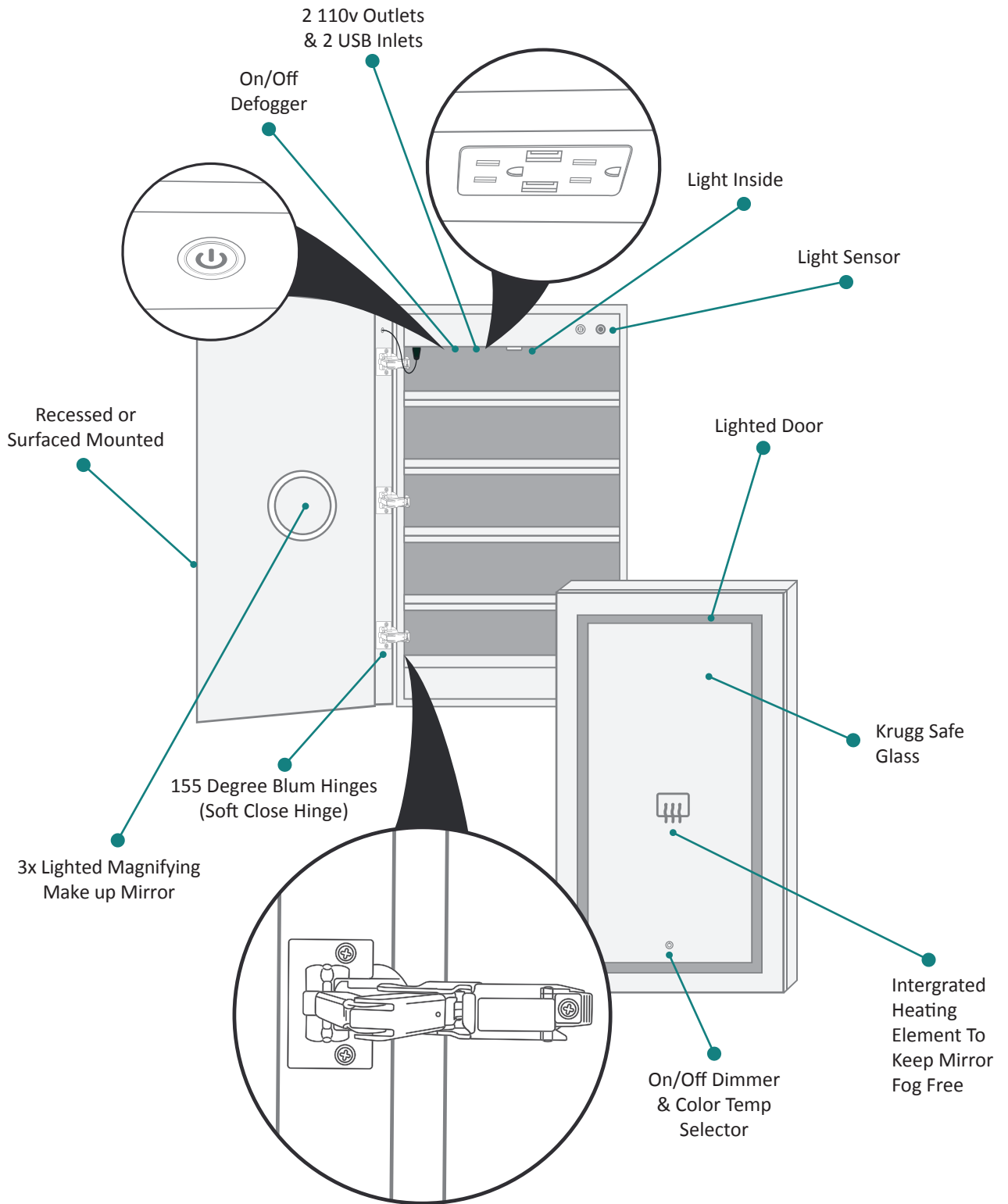
## SKU

- Name: ARGO 2442L
- Height: 42", Width: 24"
- Weight: 70lbs, Shipping weight: 75lbs

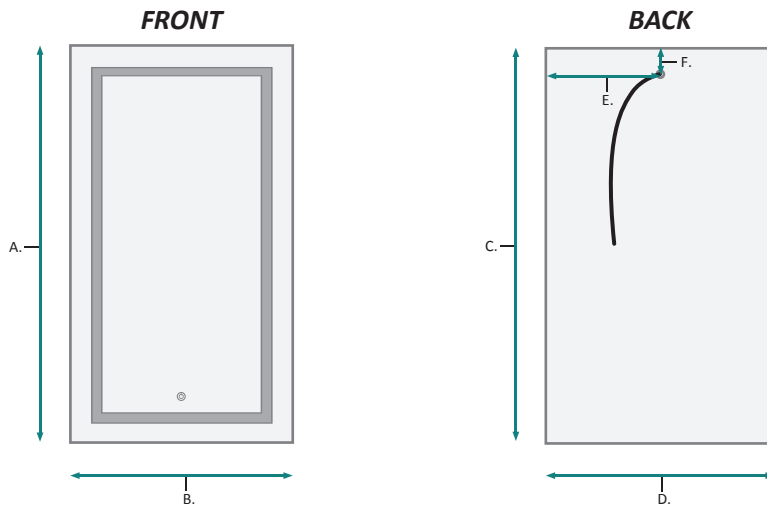
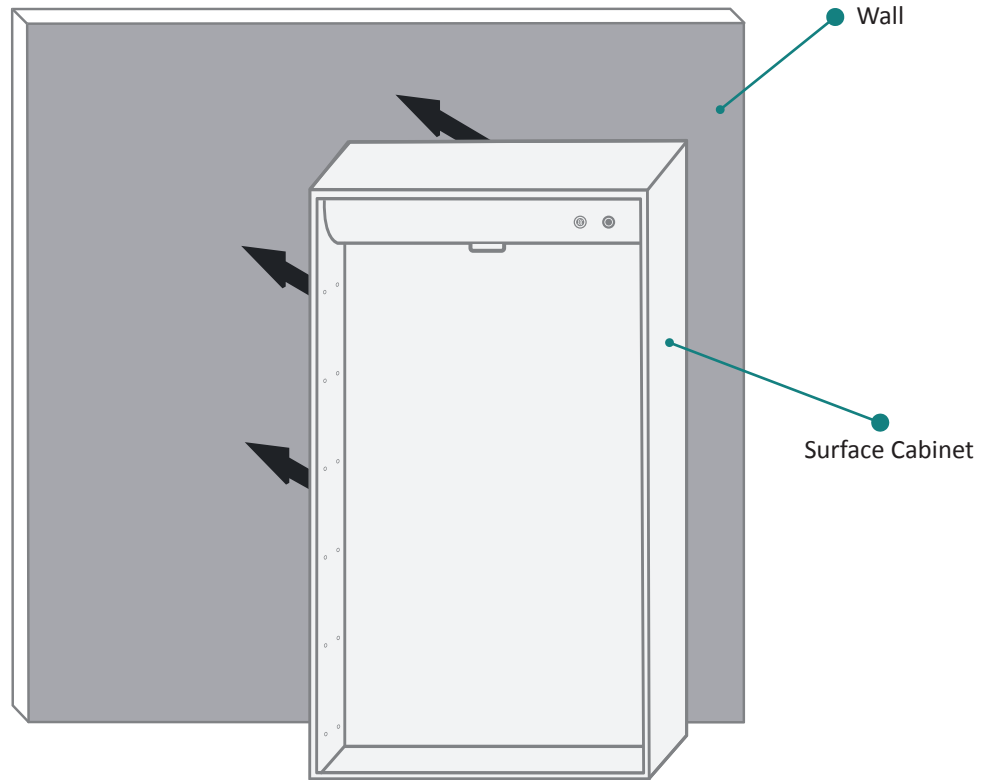
**CABINET CONFIGURATION**



# ARGO 2442L LED Medicine Cabinet - Specification Sheet



## SURFACE MOUNT

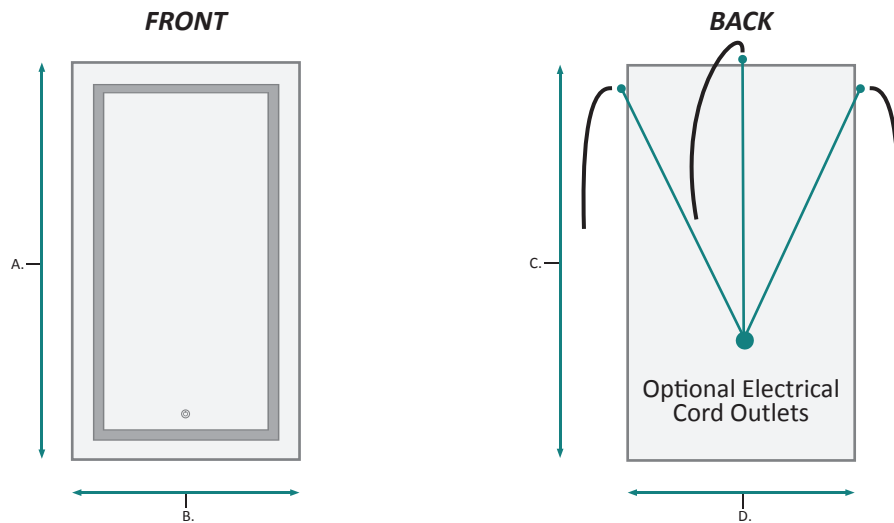
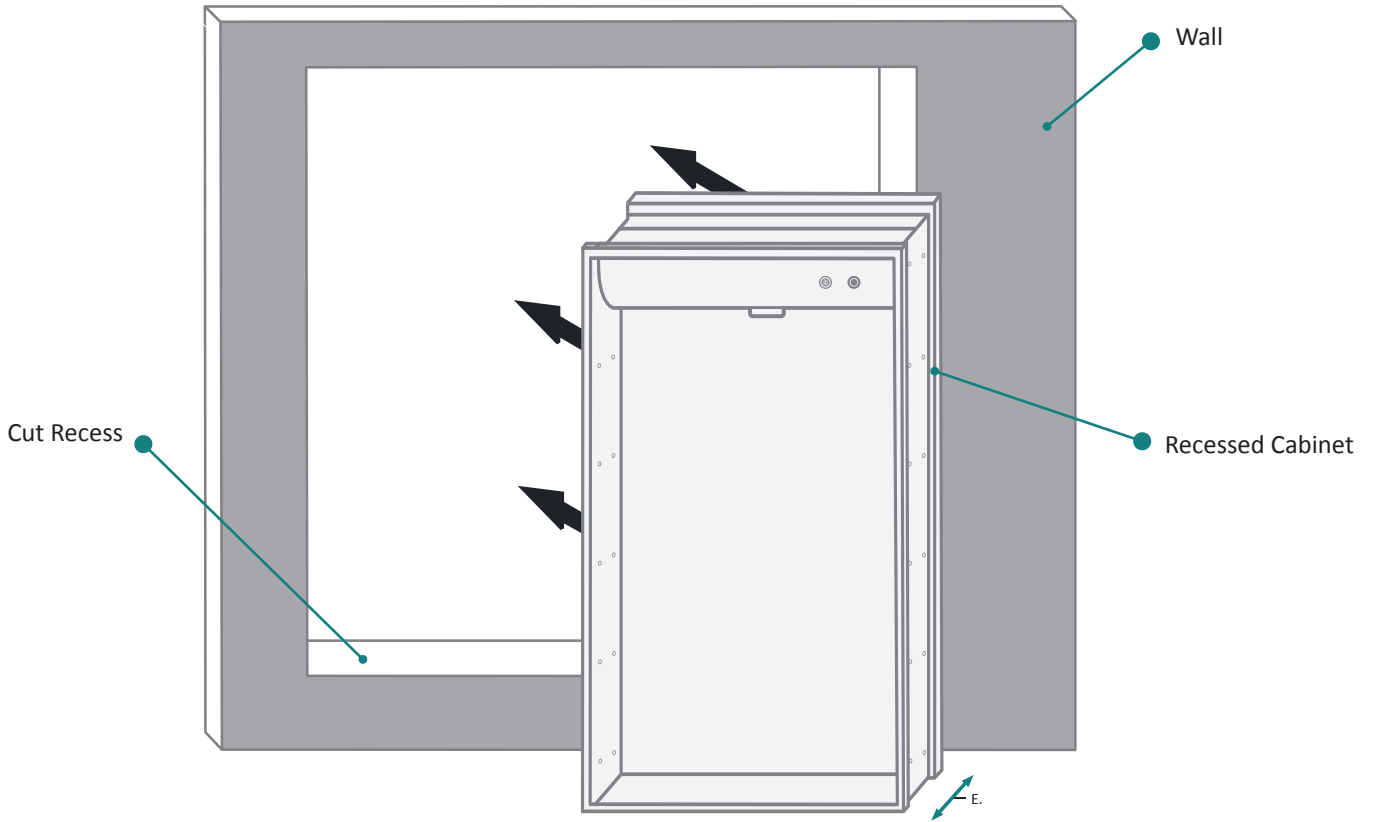


### FRONT & BACKS

MODEL	A	B	C	D	E	F
ARGO2442L	42	24	42	24	11-1/4	1-1/8

These measurements are for reference, for best results we suggest you measure actual product as small variations in size are possible

## RECESSED MOUNT

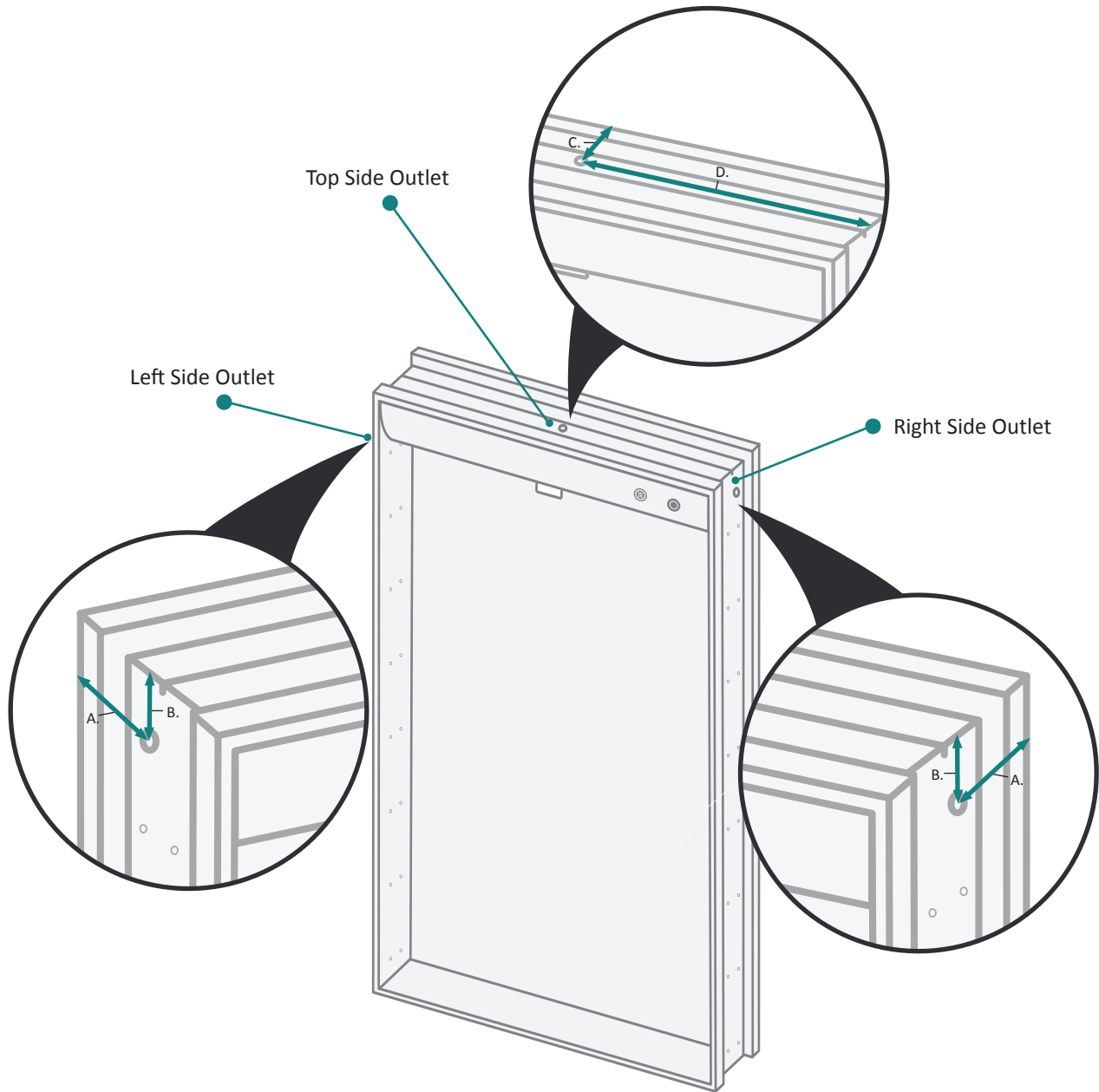


### FRONT & BACKS

MODEL	A	B	C	D	E
ARGO2442L	42	24	41-1/8	23-1/8	3-7/8

These measurements are for reference, for best results we suggest you measure actual product as small variations in size are possible

**RECESS INSTALLATION OPTIONAL ELECTRICAL CORD LOCATIONS**

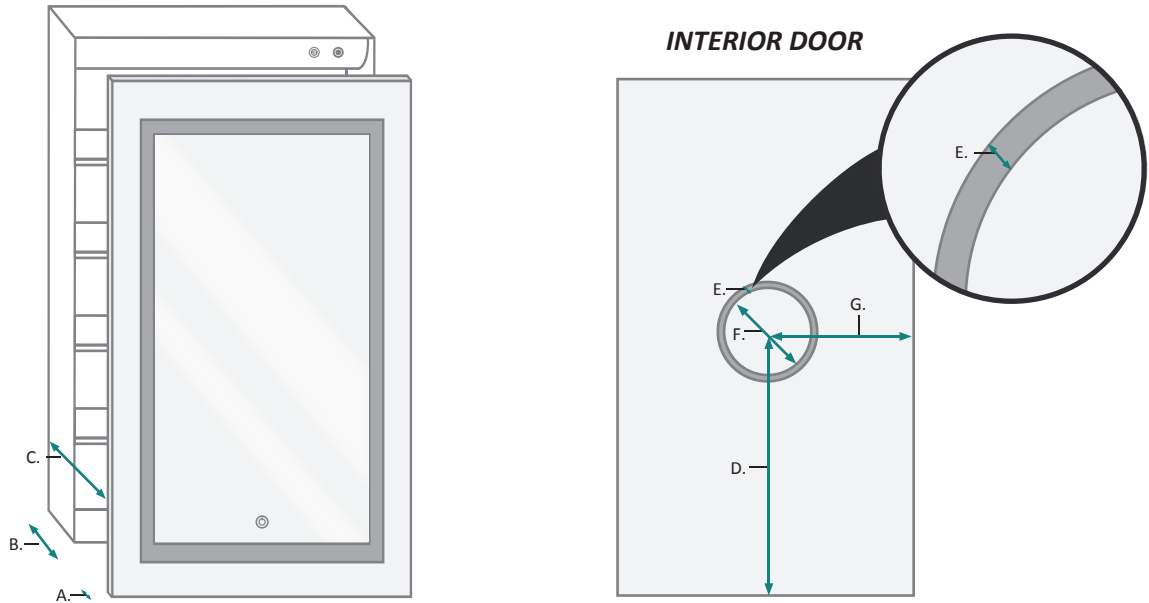


**ELECTRICAL CORD LOCATIONS**

MODEL	A	B	C	D
ARGO2442L	1-1/2	1-1/8	1-3/8	11-1/4

These measurements are for reference, for best results we suggest you measure actual product as small variations in size are possible

# ARGO 2442L LED Medicine Cabinet - Specification Sheet



## DOOR & CABINET

MODEL	A	B	C	D	E	F	G
ARGO2442L	7/8	3-7/8	4-3/4	20-1/4	3/8	5-1/4	11-1/4



## INTERIOR CABINET

MODEL	A	B	C	D	E	F	G	H	I
ARGO2442L	3-3/4	5-5/8	1-1/4	40-1/2	2-1/4	22-1/2	2-3/8	3/8	3-5/8

These measurements are for reference, for best results we suggest you measure actual product as small variations in size are possible