

# SVANGE 12042DLLLLRRR LED Medicine Cabinet - Specification Sheet



## Features

- Dimmable LED task lighting
- Integrated touch sensor control with memory
- Energy efficient LED lighting 5000K
- 3250 Lumens
- CRI 90+
- Integrated Defogger

## Construction

- Quality polished edge mirror
- Single phase wire installation
- 5 MM Silver Backed Copper Free
- Installation Either Surface Mount
- (Side Mirror Trim Panels included) or Recessed
- Includes installation hardware



## Codes/Standards Applicable

- Conforms to UL Std. 962
- Cert. to CSA Std. C22.2 No.250.0-08
- ETL Intertek 5004931

## Electrical System

### Requirements for each cabinets:

- 120Vac, 60Hz, 55W
- Electric Current: 0.46A
- Wattage: 55W

## Model

- SVANGE 12042DLLLLRRR Swinging Doors
- Included models in this configuration:  
Cabinet 1=1842L Cabinet 2=2442L  
Cabinet 3=1842L Cabinet 4=1842R  
Cabinet 5=2442R Cabinet 6=1824R

## Electrical System

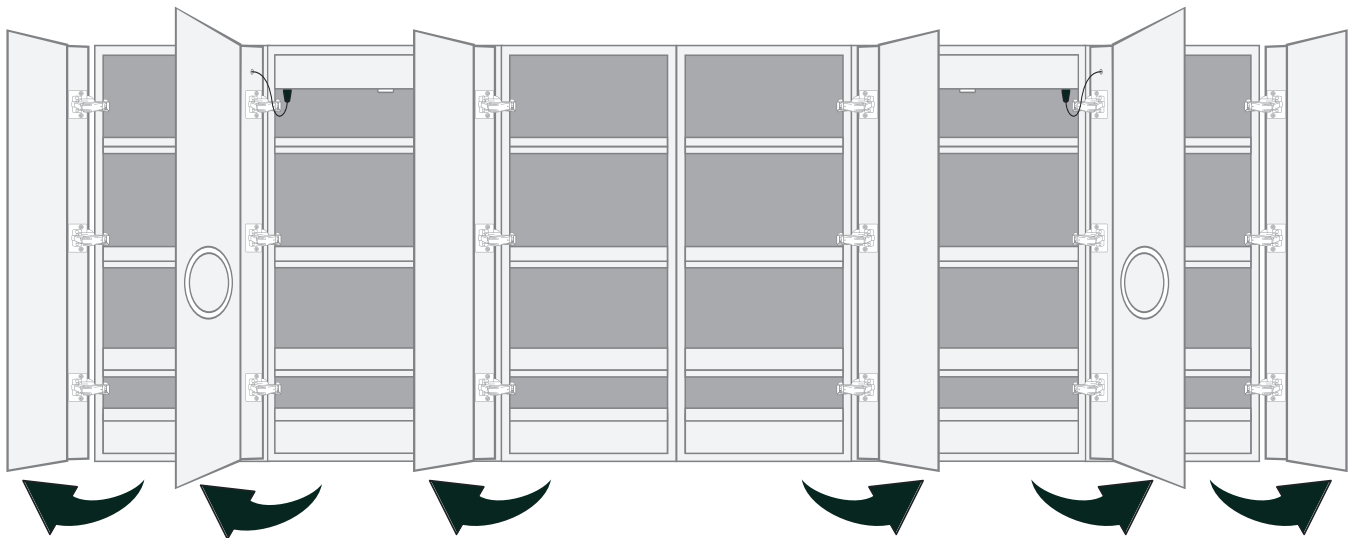

- Performance Requirements: Contains the required
- Supervisory Circuit with the Auto-Monitoring Function as noted by UL 1310
- Input Voltage: Min 112Vac, Nom 125Vac, Max 137Vac
- Frequency: 60Hz
- Front Receptacle Current: 102-132Vac Nominal 15A
- USB Output Current: 5VDC Nominal 4A

## SKU

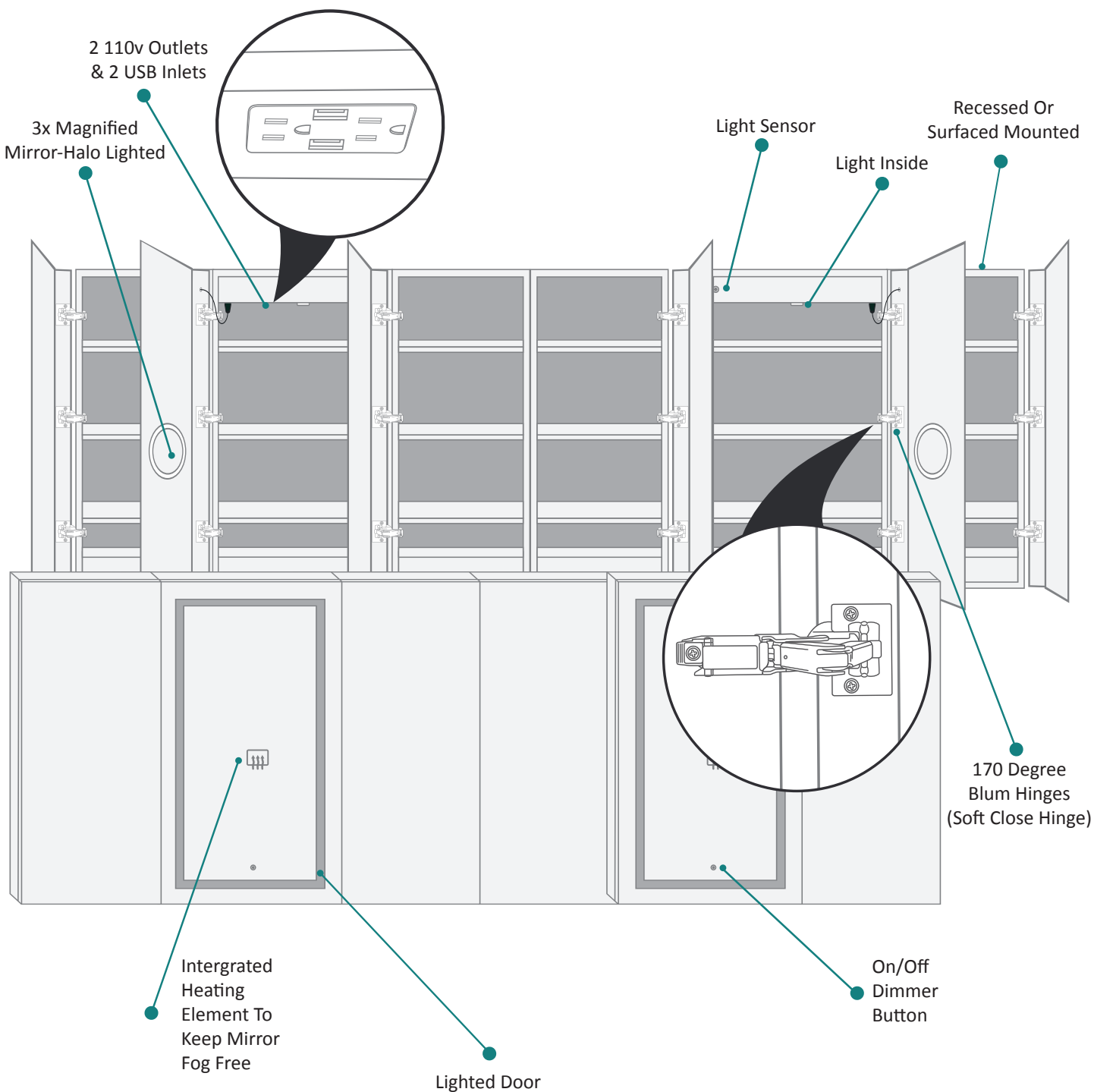
- Name: SVANGE 12042DLLLLRRR
- Height: 42"
- Width: 120"
- Weight: 353lbs
- Shipping weight: 358lbs

## CABINET CONFIGURATION

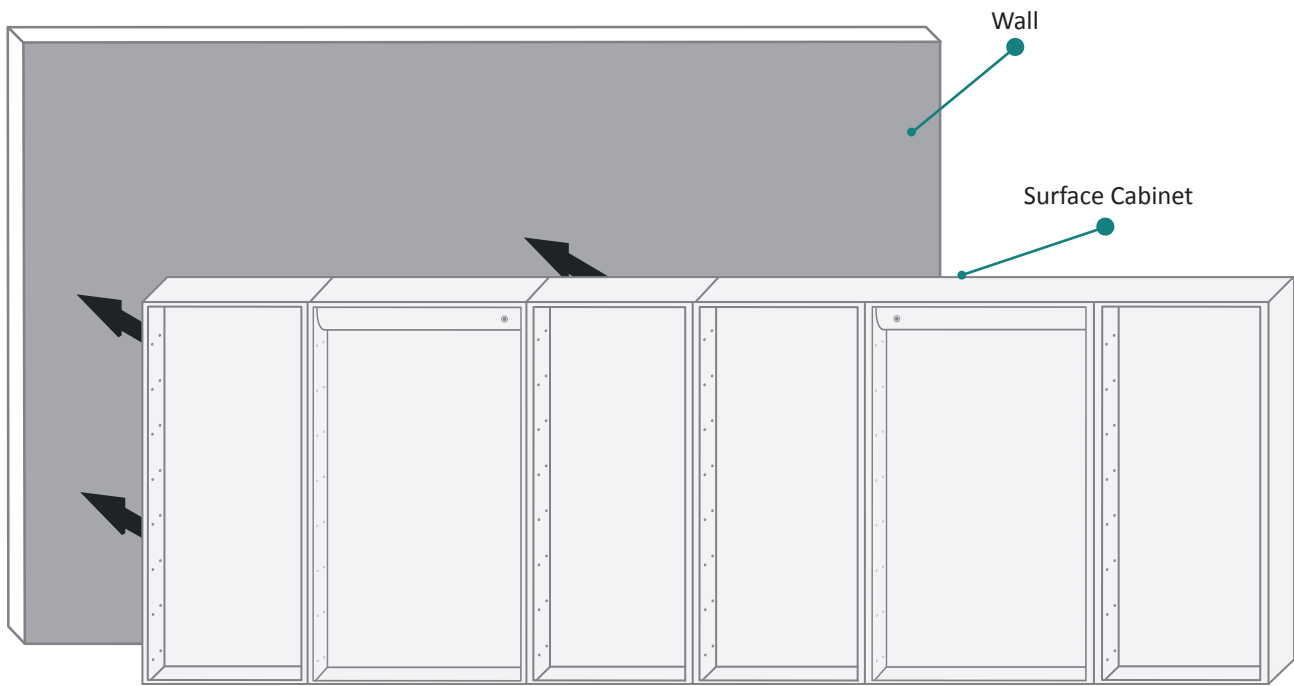
- Included models in this configuration:  
Cabinet 1=1842L    Cabinet 2=2442L    Cabinet 3=1842L  
Cabinet 4=1842R    Cabinet 5=2442R    Cabinet 6=1824R



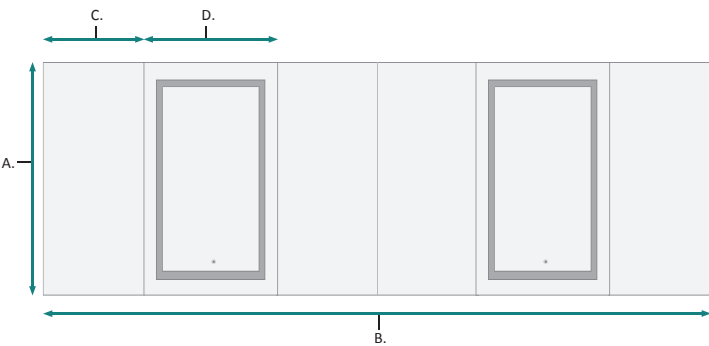
# SVANGE 12042DLLRRR LED Medicine Cabinet - Specification Sheet



SURFACE MOUNT



FRONT



BACK

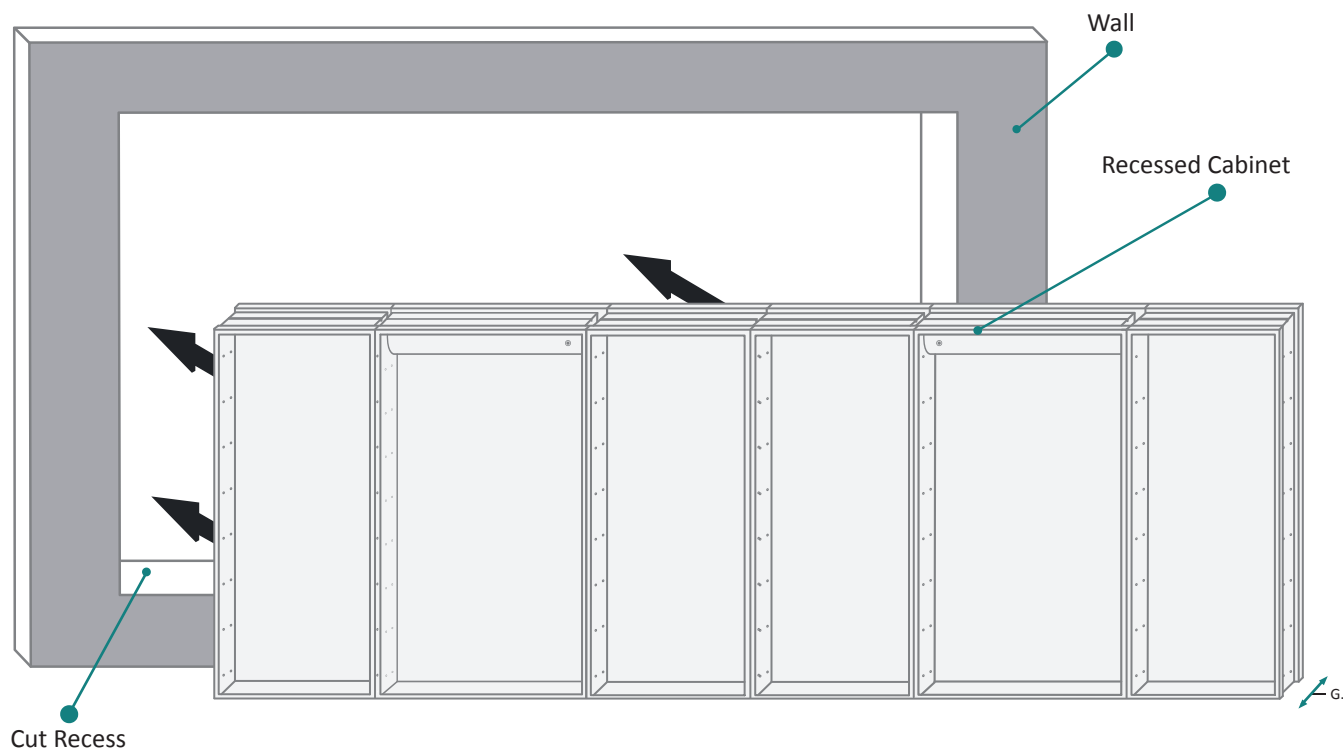


FRONT & BACKS

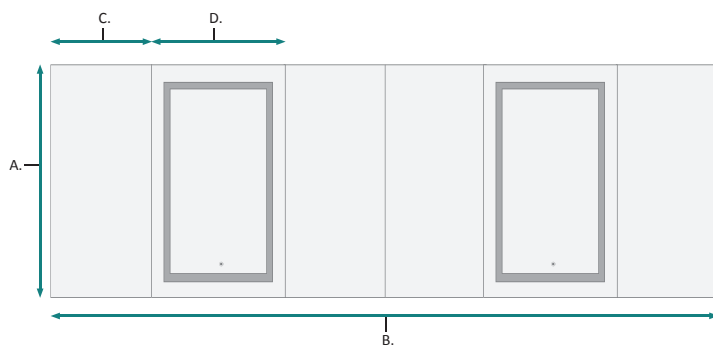
MODEL	A	B	C	D	E	F	G	H
SVANGE12042 DLLLLRRR	42	120	18	24	42	120	1-1/8	11-1/4

These measurements are for reference, for best results we suggest you measure actual product as small variations in size are possible

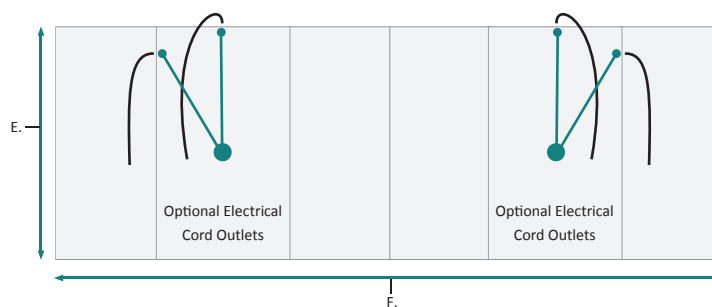
## RECESSED MOUNT



**FRONT**



**BACK**

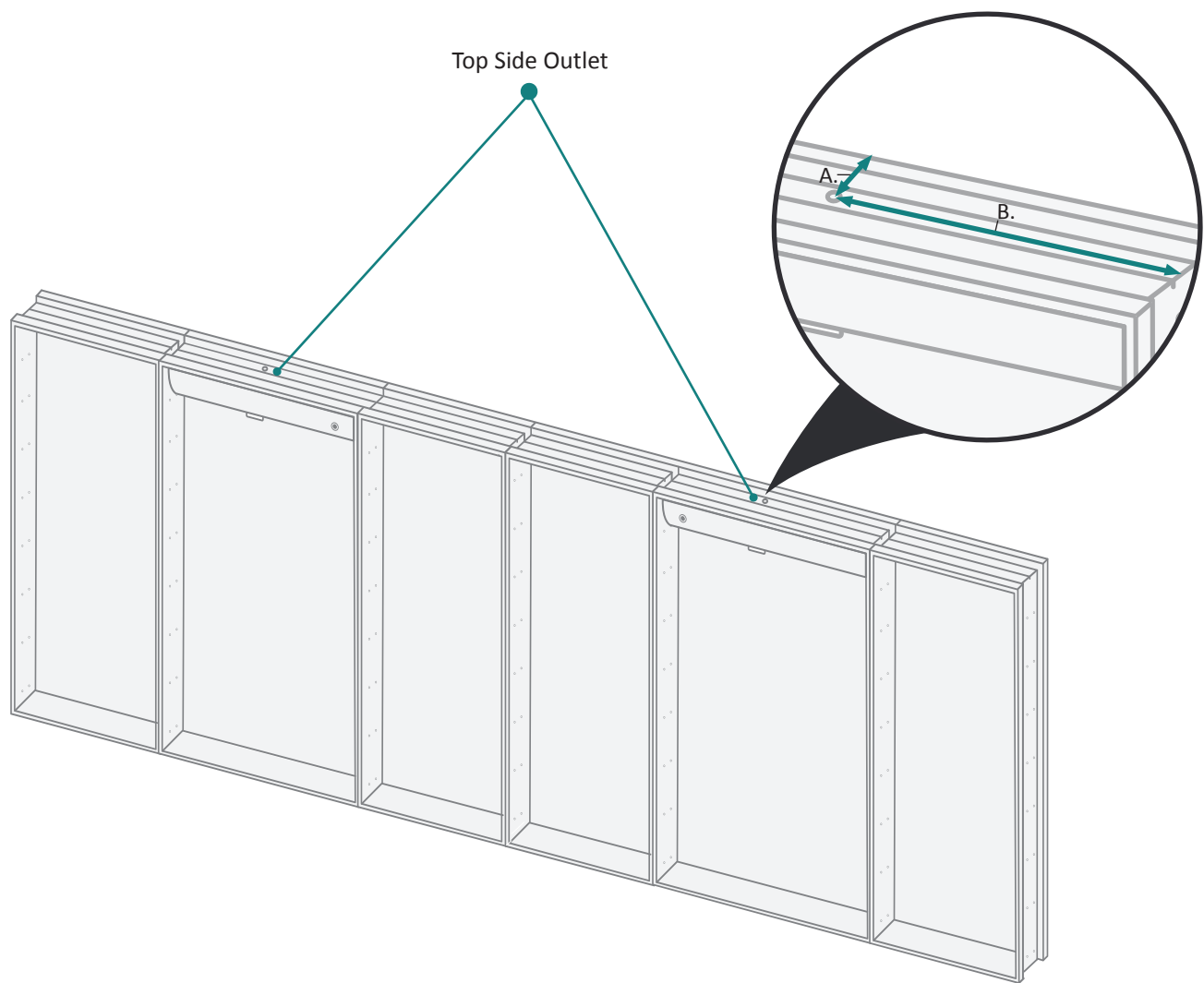


**FRONT & BACKS**

MODEL	A	B	C	D	E	F	G
SVANGE12042 DLLLLRRR	42	120	18	24	41-1/8	119-1/8	3-7/8

These measurements are for reference, for best results we suggest you measure actual product as small variations in size are possible

RECESS INSTALLATION OPTIONAL ELECTRICAL CORD LOCATIONS

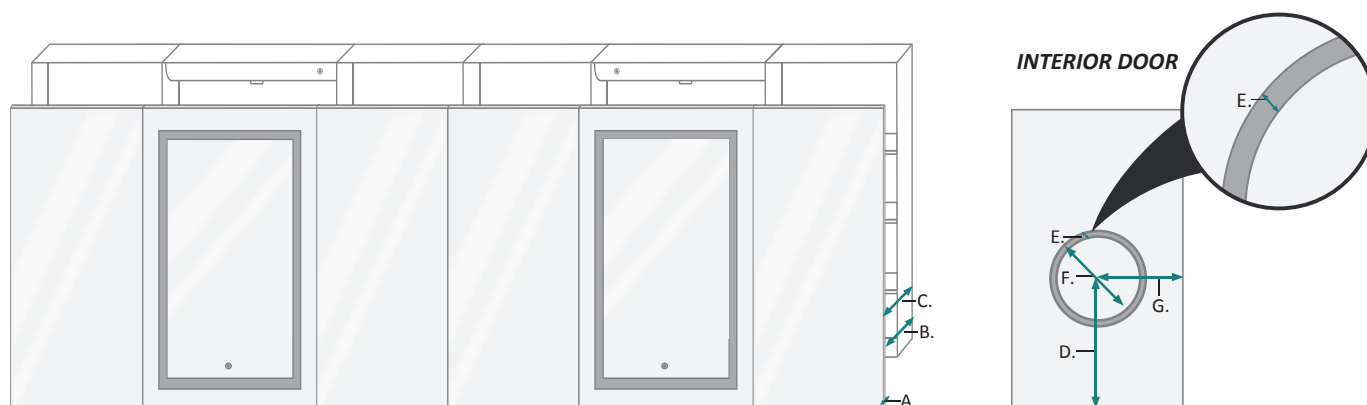


ELECTRICAL CORD LOCATIONS

MODEL	A	B
SVANGE12042 DLLLLRRR	1-3/8	11-1/4

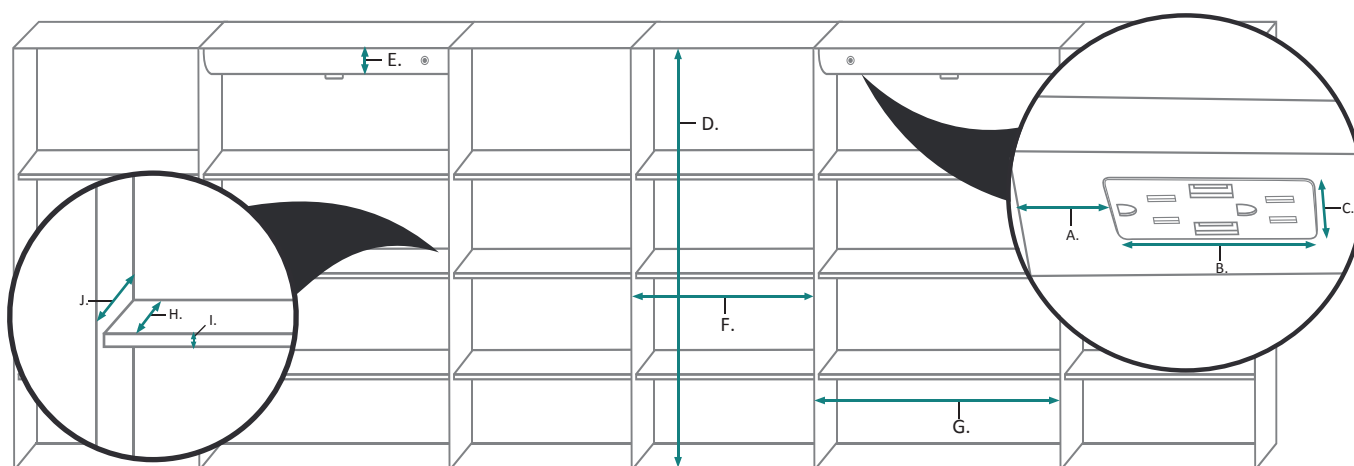
These measurements are for reference, for best results we suggest you measure actual product as small variations in size are possible

# SVANGE 12042DLLRRR LED Medicine Cabinet - Specification Sheet



## DOOR & CABINET

MODEL	A	B	C	D	E	F	G
SVANGE12042 DLLRRR	7/8	3-7/8	4-3/4	18	3/8	5-1/4	11-1/4



## INTERIOR CABINET

MODEL	A	B	C	D	E	F	G	H	I	J
SVANGE12042 DLLRRR	3-3/4	5-5/8	1-1/4	40-1/2	2-1/4	16-1/2	22-1/2	2-3/8	3/8	3-5/8

These measurements are for reference, for best results we suggest you measure actual product as small variations in size are possible