

ICON 5424 Wall Mirror - Specification Sheet

Features

- Dimmable LED task lighting
- Integrated touch sensor control with memory
- Energy efficient LED lighting 5000K
- 3740 Lumens
- CRI 90+
- Integrated Defogger

Construction

- Quality polished edge mirror
- Single phase wire installation, silver backed, copper free
- Construction for surface mounting
- Includes installation hardware

Codes/Standards Applicable

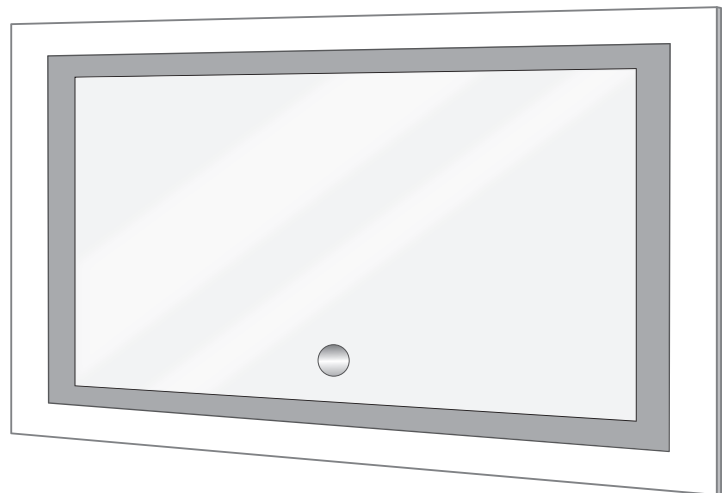
- Conforms to UL Std. 962
- Cert. to CSA Std. C22.2 No.250.0-08
- ETL Intertek 5004931

Electrical System

- 120Vac, 60Hz, 62W
- Electric Current: 0.52A
- Wattage: 62W

Model

- ICON 5424

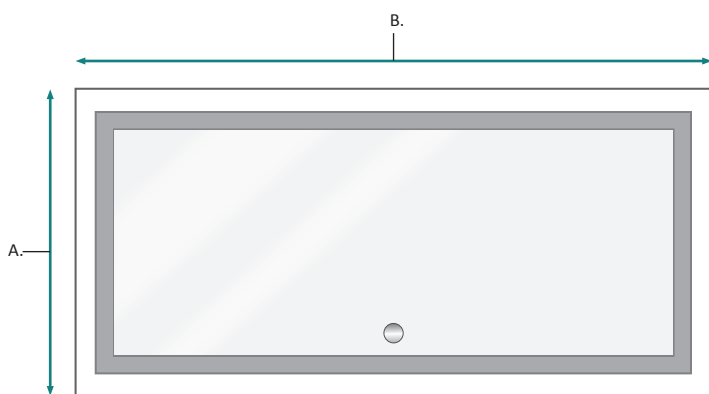


ICON 5424 Wall Mirror - Specification Sheet

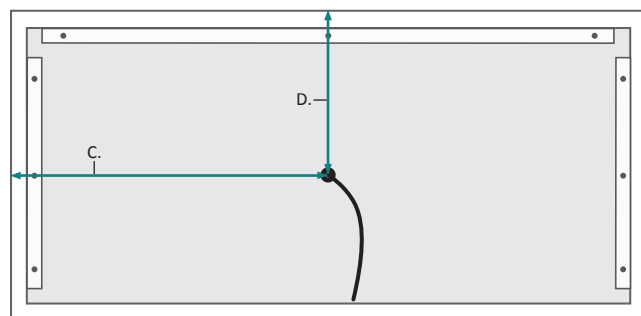
Dimensions

SKU:

- Height: 24"
 - Width: 54"
 - Depth: 1-5/8"
- Name: ICON5424
 - Height: 24"
 - Width: 54"
 - Weight: 40lbs
 - Shipping weight: 45lbs



FRONT



BACK

SIDE



FRONT, BACK & SIDE

MODEL	A	B	C	D	E	F
ICON5424	24	54	25-7/8	12-1/2	1-3/8	1/4